

# Autolus

NASDAQ: AUTL



## Financial Results and Operational Highlights for Q1 2019

May 14, 2019

# Disclaimers

These slides and the accompanying oral presentation contain forward-looking statements, including statements about the Company's plans to develop and commercialize its product candidates, the Company's ongoing and planned clinical trials, the anticipated benefits of the Company's product candidates, the timing and availability of data from clinical trials, the timing and ability to obtain and maintain regulatory approvals for the Company's product candidates and the size and growth potential of the markets for its product candidates. All statements other than statements of historical fact contained in this presentation, including statements regarding the Company's future results of operations and financial position, business strategy and plans and objectives of management for future operations, are forward-looking statements. In some cases, you can identify forward-looking statements by terms such as "may," "should," "expects," "plans," "anticipates," "could," "intends," "target," "projects," "contemplates," "believes," "estimates," "predicts," "potential" or "continue" or the negative of these terms or other similar expressions. These statements involve known and unknown risks, uncertainties and other important factors that may cause the Company's actual results, performance or achievements to be materially different from any future results, performance or achievements expressed or implied by the forward-looking statements. For a discussion of other risks and uncertainties, and other important factors, any of which could cause our actual results to differ from those contained in the forward-looking statements, see the section titled "Risk Factors" in Autolus' Annual Report on Form 20-F filed on November 23, 2018 as well as discussions of potential risks, uncertainties, and other important factors in Autolus' future filings with the Securities and Exchange Commission from time to time. All information in this presentation is as of the date hereof, and the company undertakes no obligation to publicly update any forward-looking statement, whether as a result of new information, future events, or otherwise, except as required by law.

Certain data in this presentation was obtained from various external sources. Such data speak only as of the date referenced in this presentation and neither the Company nor its affiliates, advisors or representatives make any representation as to the accuracy or completeness of that data or undertake to update such data after the date of this presentation. Such data involve risks and uncertainties and are subject to change based on various factors.

# Agenda for today

1. Corporate Overview and Introduction: Dr. Christian Itin, Chairman and CEO
2. Operational Highlights: Dr. Christian Itin
3. Financial Results and Overview: Andrew J. Oakley, Chief Financial Officer
4. Upcoming Milestones and Conclusion: Dr. Christian Itin
5. Q&A: Dr. Christian Itin; Andrew Oakley; and Christopher Vann, Chief Operating Officer

# Corporate Overview and Introduction

*Dr. Christian Itin*  
*Chairman and CEO*

# Autolus pipeline

Product	Indication	Target	Preclinical	Phase 1/2	Phase 2/3
<b>B Cell Malignancies</b>					
AUTO1	Pediatric ALL	CD19	UCL - CARPALL		
AUTO1	Adult ALL	CD19	UCL - ALLCAR19		
AUTO3	Pediatric ALL	CD19 & CD22	AMELIA		
AUTO3	DLBCL	CD19 & CD22	ALEXANDER		
AUTO3 NG	B-Cell Malignancies	Undisclosed			
<b>Multiple Myeloma</b>					
AUTO2	Multiple Myeloma	BCMA & TAC1			
AUTO2 NG	Multiple Myeloma	Undisclosed			
<b>T Cell Lymphoma</b>					
AUTO4	TRBC1+ Peripheral TCL (LibRA-T1)	TRBC1	LibRA-T1		
AUTO5	TRBC2+ Peripheral TCL	TRBC2			
<b>GD2+ Tumors</b>					
AUTO6	Neuroblastoma	GD2	CRUK		
AUTO6 NG	Neuroblastoma; Melanoma; Osteosarcoma; SCLC	Undisclosed			
<b>Prostate Cancer</b>					
AUTO7	Prostate Cancer	Undisclosed			

NG = Next Generation  
SCLC = Small Cell Lung Cancer

# Operational Highlights

*Dr. Christian Itin*  
*Chairman and CEO*

# Pipeline and product updates

## ➤ AUTO1

- Adult ALL at AACR Annual Meeting 2019
- Pediatric ALL data at EHA-CAR T Conference

## ➤ AUTO3

- Pediatric ALL data update at R&D Day
- Orphan drug designation for AUTO3 for Acute Lymphoblastic Leukemia (ALL)

## ➤ R&D Day 2019

- Highlighted modular approach to combat tumor complexity
- Introduced new information on solid tumor approach

# AUTO1 is highly active with low rate of severe CRS

## Key outcomes vs approved CD19-targeted therapies

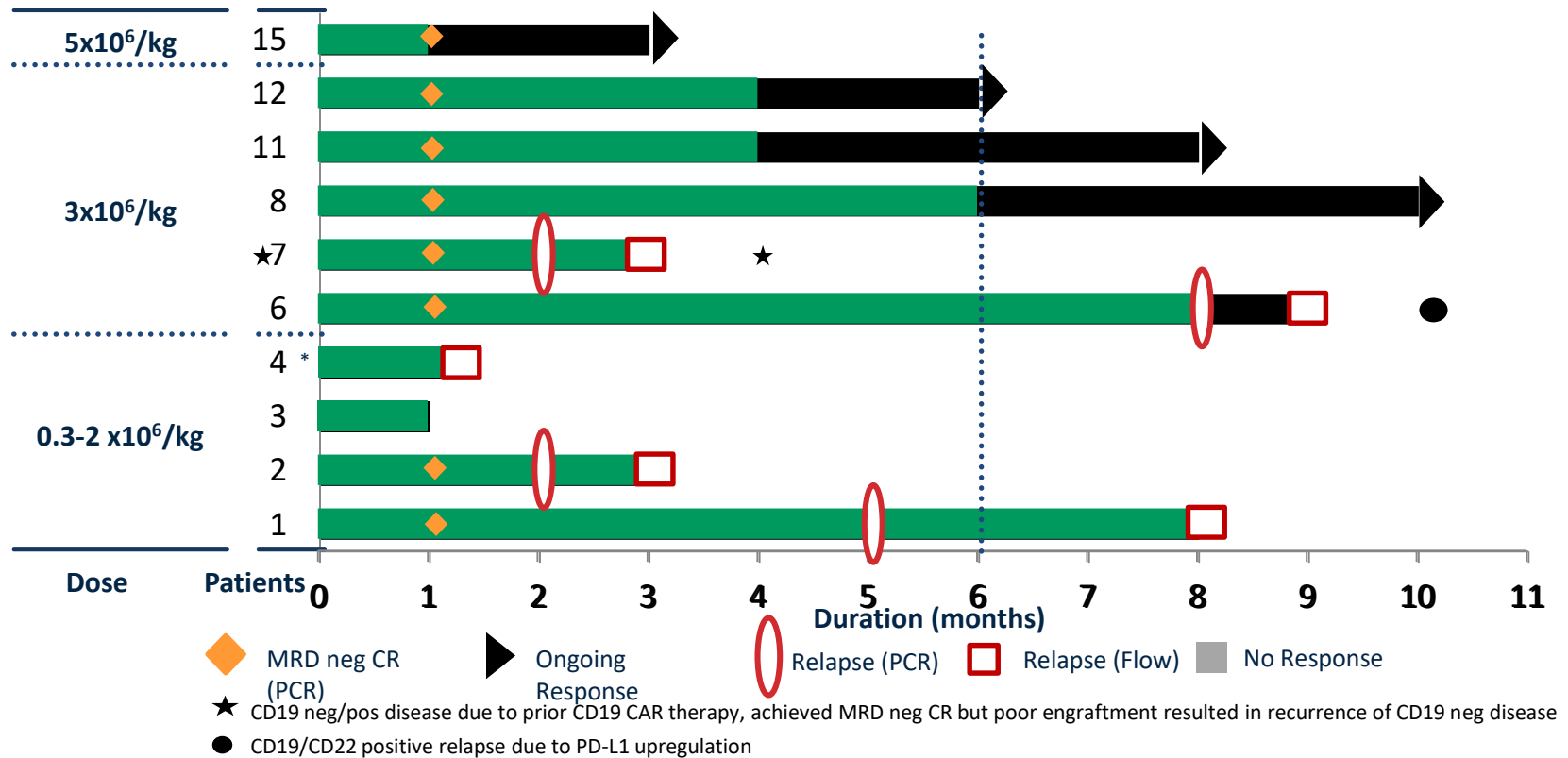
	Pediatric ALL		Adult ALL	
	<sup>1</sup> Kymriah- pALL	<sup>2</sup> AUTO1 - pALL	<sup>3</sup> AUTO1 aALL	<sup>4</sup> Blinatumomab
Patient Numbers	75	14	10	271
CR Rate	81%	86%	88%	42%
EFS	EFS 12m: 50% (95% CI, 35 to 64)	EFS 12m: 46% (95% CI, 16 to 72)	tbd	EFS 6m: 31%
CRS ≥ Grade 3	47%	0%	0%	3%
Neurotox ≥ Grade 3	13%	7%	11%	13%

➤ **AUTO1 data in aALL are supportive for a registration trial planned to start in Q4 2019**

1. Maude et al., NEJM 2018
2. Ghorashian et al., European CAR T Cell Meeting 2019
3. Roddie et al., AACR 2019
4. Blinatumomab FDA label



# AUTO3 AMELIA interim efficacy data update Feb 2019

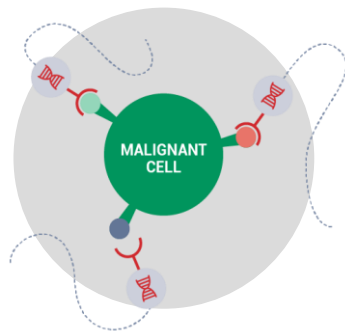


\*Patient 4 was MRD neg by flow at month 1, \*\*MRD – minimum residual disease. Median duration of follow up 4.5 months

Feb 2019, data cut

# T cell therapies can be tailored to combat tumor complexity

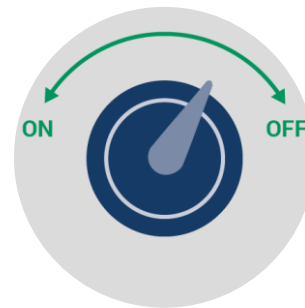
Multiple properties can be incorporated through modular programming



Advanced Targeting

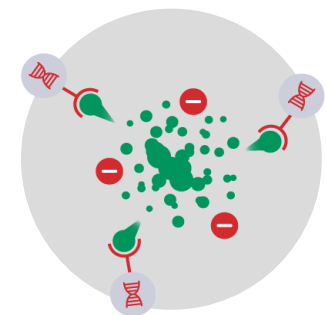
Modular approach enables rapid innovation

Building on modules with established properties expands therapeutic utility while reducing development risk



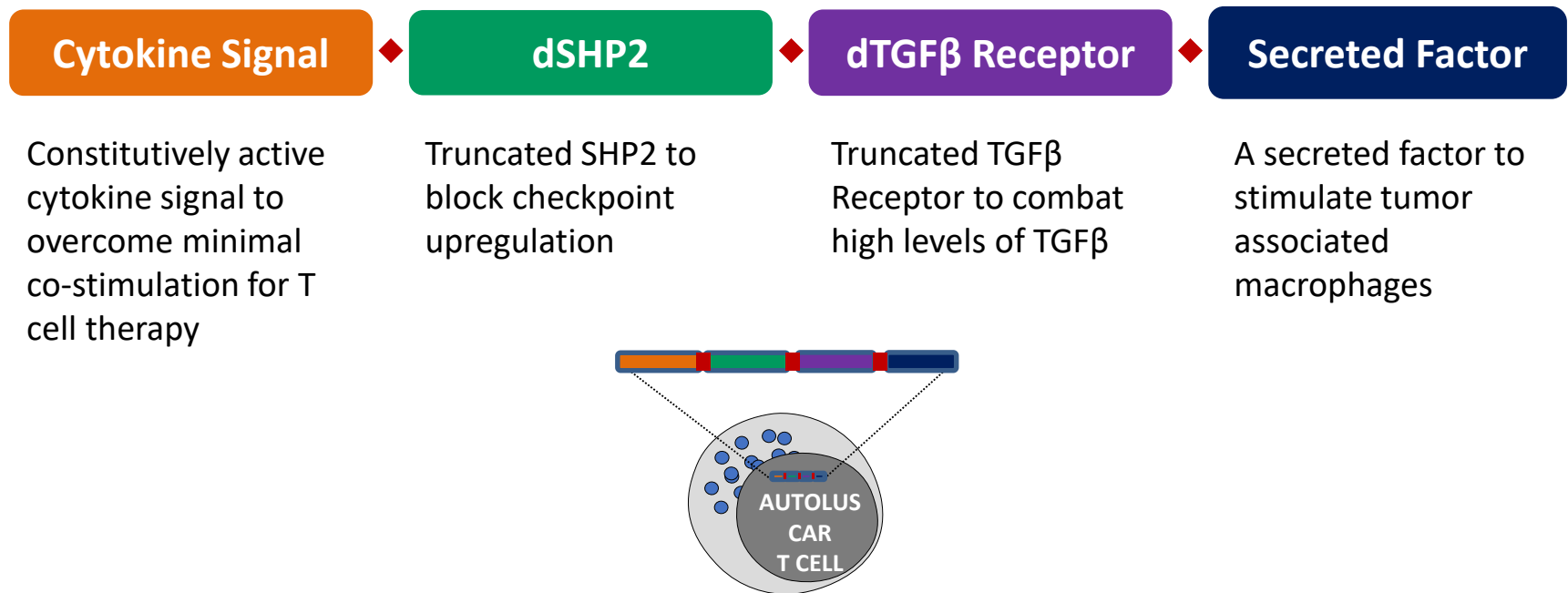
Pharmacological Control

Our programs are designed to minimize systemic toxicities observed with traditional immunotherapies



Enhanced Activity

# Examples of programming modules to enhance activity in solid tumors



# Additional operational highlights - Manufacturing

- CATAPULT facility operational in Stevenage, UK
- Initiated manufacturing for clinical studies in mid-March 2019
- Plans for The GRiD (U.K.) and Rockville facility are progressing

## Financial Results

*Andrew J. Oakley*  
*Chief Financial Officer*

# First quarter 2019 financial summary

USD m	1Q19	1Q18	Variance
Grant Income	2.0	0.4	1.6
R&D	(22.6)	(11.6)	(11.0)
G&A	(9.6)	(4.3)	(5.3)
<b>Operating Loss</b>	<b>(30.2)</b>	<b>(15.5)</b>	<b>(14.7)</b>
Other Income	(0.4)	(2.7)	2.3
Tax Benefit	3.4	1.5	1.9
<b>Net Loss</b>	<b>(27.2)</b>	<b>(16.7)</b>	<b>(10.5)</b>
<b>Cash Balance</b>	<b>187.7</b>	<b>217.5 (Dec. 31, 2018)</b>	<b>(29.7)</b>

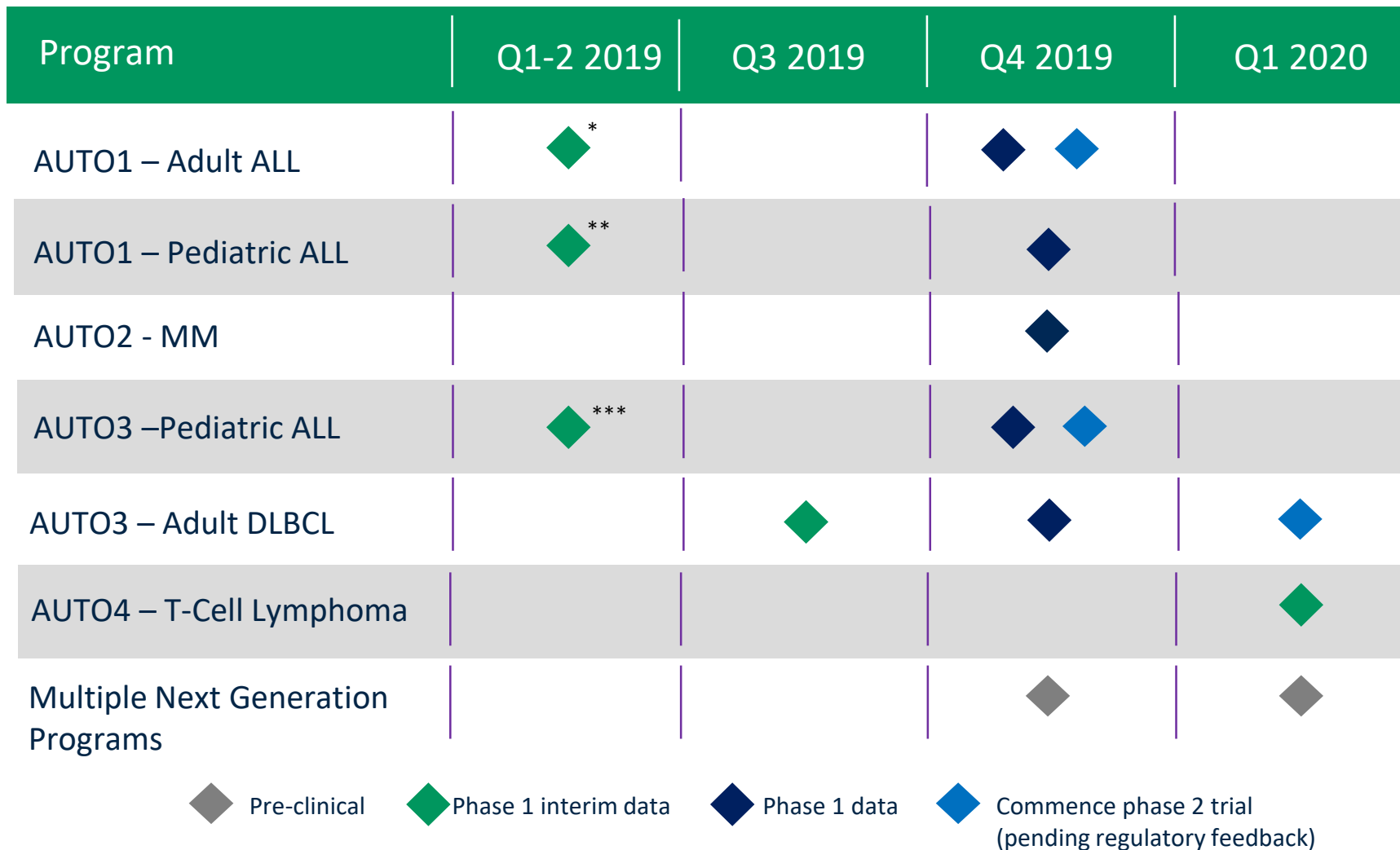
- Follow on offering completed April 2019
  - \$109 m aggregate net proceeds raised (after UW discounts/before expenses)

# Upcoming Milestones and Conclusion

*Dr. Christian Itin*  
*CEO and Chairman*

# Clinical newsflow expected through Q1 2020

Data could result in up to three Phase 2 trials within the next 12 months





## **Q&A**

***Dr Christian Itin (CEO and Chairman)***

***Andrew Oakley (CFO)***

***Christopher Vann (COO)***

**Thank you.**

Autolus